

Sanitary partition wall type EF-3

Sandwich elements with solid grade laminate surface

schäfer[®]
Trennwandsysteme



Stylish and elegant partitioning.



BEFORE WE
EXPECT TRUST FROM
OUR CUSTOMERS,
WE PROVIDE EVIDENCE
that's us!

ENVIRONMENT & SUSTAINABILITY

that's us!

Sustainable management and careful use of resources are a matter of course for us and part of our corporate philosophy. This basic idea is consistently integrated and lived in our work processes. We are proud to be the first certified manufacturer of partition systems and lockers in Germany to operate according to the FSC™ and PEFC guidelines.

PEFC - registered

We pay attention to a sustainable supply chain in which our products are procured under ecological, economic and socially just aspects.

FSC™ - certified

As the first certified manufacturer in the area of partition systems and lockers in Germany, we make an active contribution to the protection of our earth with this future-oriented procurement method. We supply almost our entire range from sustainable wood in accordance with the specifications of the FSC™.



*On request
the products are
available with
FSC™ certification*

TÜV NORD GS TESTED SAFETY

that's us!

Tested and certified by TÜV NORD these products meet the requirements of the Product Safety Act ProdSG § 21
Registration No. 44 329 14148801.



MADE IN GERMANY

that's us!

Our products are manufactured for you at the company site in Horhausen, Rhineland-Palatinate. This is the only way we can guarantee the high quality standards we set for our products.



PREQUALIFIED

that's us!

We are registered in the list of prequalified construction companies with the number 010.049740, proving that we are qualified for the products and services we offer.



INNOVATIVE & DESIGN-ORIENTED

that's us!

With our design-oriented and innovative products, we convince not only our customers, but also national and international committees.





Cubicle systems for highest demands.

The Schäfer EF-3 cubicle stands for the highest perfection in cubicle construction. An outstanding design, high stability and absolute water resistance allows this system to be used in all areas. EF-3 is the ideal choice for bathrooms with a high number of visitors. The wide range of design options will put the crown on your sanitary room and ensure a special user experience.



(2)



(3)



(4)

Interesting facts about EF-3

WC partition walls made of 36 mm thick sandwich elements with HPL surface

- Integrated torsion-resistant aluminium frame
- Easier cleaning and efficient maintenance
- Flush front
- Durable construction
- Effective and durable finger pinch protection
- High-quality anodised aluminium hardware system
- Fully waterproof construction
- Suitable for wet and dry areas
- Large variety of decors and colours
- Customised motif prints are possible
- System will be produced acc. to the building site dimension

(2) + (3) + (4)

Wall coverings with motif print

- Uniform design concept creates rooms to feel comfortable in
- Rear walls and WC partitions in the same design, realised for all areas of the sanitary room
- WC partitions with motif print reduce damage from vandalism through their appearance



WC partitions from the EF-3 series are truly unique due to their extensive motif prints. Anything is possible - like the example of these pupils' work and pictures from a school chronicle. A positive effect: identification with the motifs, which helps to prevent damage and vandalism.



Subtle surface colours of the HPL panels allow a perfect combination with tiles and washbasins, creating a holistic room concept.





(1)



(2)



(3)

(1)

- To ensure more privacy, EF-3 cubicles can be designed without floor clearance and with an additional infill panel extension up to the ceiling - Individual colour selection and a wide range of decors create a harmonious atmosphere

(2)

- Doors, side walls and partition walls are closed from floor to ceiling, guaranteeing maximum noise and privacy protection

(3)

- The design and colour of the privacy screens blend seamlessly into the overall WC system - The uniform colour scheme creates a consistent feel-good atmosphere

[More room-height solutions >](#)



(1)

(1)

Privacy screens made of glass

- Wall hanging construction
- Made of enamelled safety glass (ESG-H)
- Mounting by means of discreet aluminium or stainless steel brackets
- Hygienic and easy to clean
- Waterproof
- Easy floor cleaning due to the construction
- Colour selection according to RAL colour chart
- Motif prints optionally possible
- Privacy screens will be produced acc. to the building site dimension



(2)

(2)

Privacy screens type EF-3

- Wall-hanging privacy screens
- Made of 36 mm thick sandwich elements with HPL surface
- Easy to clean and maintain
- Installed with durable aluminium holders
- Reinigungsfreundlich und pflegeleicht
- Wide range of colours available
- Motif prints are optionally available
- Privacy screens will be produced acc. to the building site dimension




(3)

(3)

Privacy screens type SV30

- Wall-mounted privacy screens
- Made of 30 mm thick chipboard
- ABS strips and panels in the same colour
- Installed with durable aluminium holders
- Wall-mounted structures without bottom support feet are particularly hygienic, since floor cleaning can then be faster and more efficient
- Wide range of colours available
- Motif prints are optionally available
- Privacy screens will be produced acc. to the building site dimension



(4)

(4)

Privacy screens type VK13

- Wall-mounted privacy screens
- Made of 13 mm solid grade laminate
- Revolving edge is always black
- Installed with durable aluminium holders
- Waterproof
- Wall-mounted structures without bottom support feet are particularly hygienic, since floor cleaning can then be faster and more efficient
- Wide range of colours available
- Motif prints are optionally available
- Privacy screens will be produced acc. to the building site dimension

Features type EF-3

Supports:



- Stainless steel supports, height-adjustable



- Aluminium supports, height-adjustable, price neutral


Hinges:



- Anodised aluminium rising hinge with high-performance polymer
- Treads guarantee absolute freedom from maintenance and a silence, self-closing of the door
- Door hinges are generally used for door openings over 110°
- The hinges can optionally be fitted with a soft-close function



- Optional available: hinges located in the door rebate which ensure a complete flush front wall
- Optional available: internal tube door closer for a self-closing function of the door



- Self-closing doors through an integrated tenon hinge for a max. door opening of 110°

Variation of accessories type EF-3

Hardware:



Aluminium
door handle
Schäfer AL7050



Stainless steel
door handle
Schäfer ES6050



Nylon
one hand door knob



Stainless steel
one hand door knob



Aluminium
one hand door knob
INSAFE




Aluminium
push handle SLIDESAFE

[To the handrail configuration online tool >](#)


[To the push handle SLIDESAFE >](#)

[To the one hand door knob INSAFE >](#)


[To the sanitary accessories >](#)




Aluminium handrail
55 x 500 mm
Schäfer ALGS1



Aluminium handrail
with LED strip
55 x 500 mm
Schäfer ALGS1 LED




Aluminium handrail
55 x 1.150 mm
Schäfer ALGS2



Aluminium handrail
with LED strip
55 x 1.150 mm
Schäfer ALGS2 LED



Aluminium handrail,
adapted to the door
length, always until the
top edge of the door
Schäfer ALGSV



Aluminium handrail with
LED strip, adapted to the
door length, always until
the top edge of the door
Schäfer ALGSV LED


Buffer and hooks:



Aluminium buffer
Schäfer AL7015



Stainless steel buffer
Schäfer ES6015



Nylon buffer
Schäfer N8015



Aluminium hook
Schäfer AL7011



Stainless steel hook
Schäfer ES6011



Nylon hook
Schäfer N8010

Accessories for type EF-3 BLACKLINE

Fittings from the BLACKLINE design series can be selected as an option for type EF-3.



BLACKLINE
aluminium one-hand door knob INSAFE
with clearly visible free-occupied indicator



BLACKLINE
stainless steel door handle
with free-occupied locking device and emergency
opening slot on the outside of the cubicle



BLACKLINE
aluminium door buffer,
invisible fixation
Schäfer AL7015S



BLACKLINE
aluminium hook
Schäfer AL7011S



BLACKLINE
aluminium hinge
with self-closing function




BLACKLINE

Colours type EF-3

Panels:



2001
Weiß



2002
Silbergrau



2010
Aluminiumgrau



2004
Anthrazit



2006
Limonengrün




2007
Atlantik



2008
Pflaume

Profiles:

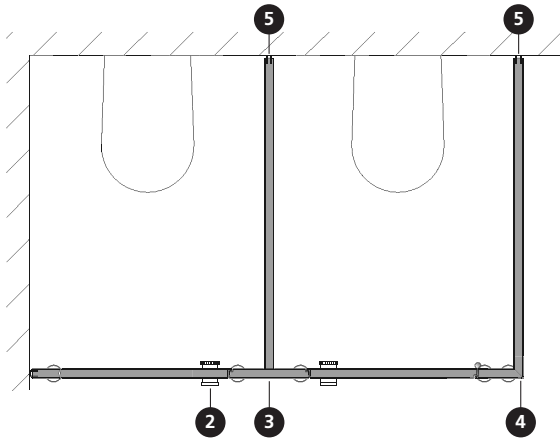


E6/EV1
Eloxiert

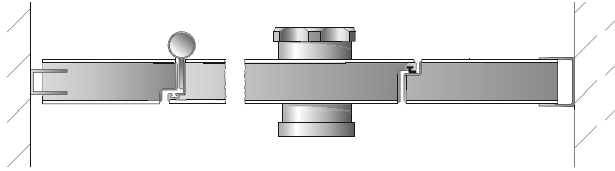
Special colours for panels, wall-connection profiles in all RAL colours and special accessories are available upon request. Ask us!

There may be a difference between printed colours and real colours.

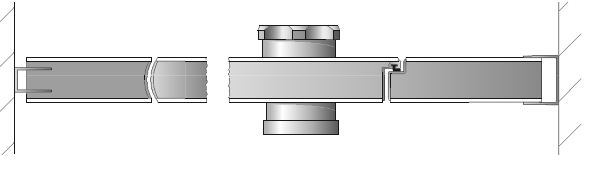
Technical design of cubicle system type EF-3



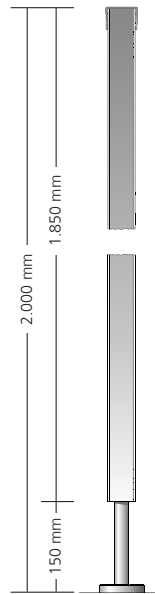
2 Sectional view: front wall with one hand door knob
Rising hinges made of aluminium




2 Sectional view: front wall with one hand door knob
and optional aluminium finger pinch protection hinge



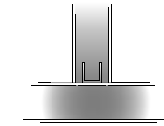
Front height section



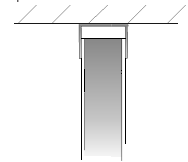
4 Corner connection



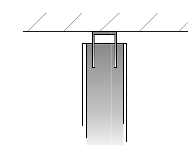
3 Front to partition wall connection



5 Wall connection



5 Wall connection with an U-profile as a shadow gap optional



We reserve the right to make technical alterations.

